



## SCHEMATY ***YOU CAN SLIDE I***

Roleski Ranch Stare Żukowice 3-5 marca 2017

### Reining

NRHA Open / All Breed Senior Open	#10
NRHA Intermediate Open	#8
NRHA Limited Open	#5
NRHA Rookie Professional	#12
NRHA Non Pro / All Breed Amateur	#10
NRHA Intermediate Non Pro	#8
NRHA Limited Non Pro	#5
NRHA Novice Horse Open lvl 2	#6
NRHA Youth 14-18	#8
All Breed 14-18	#8
NRHA 13&Under	#8
All Breed Youth 13&Under	(AQHA) #14
NRHA Rookie lvl 1	#5
NRHA SBH Open / All Breed Junior Open	#6
<b>Reining Jackpot</b>	<b>???</b>
All Breed Ranch Riding Open	#4
All Breed Western Riding Open	#4

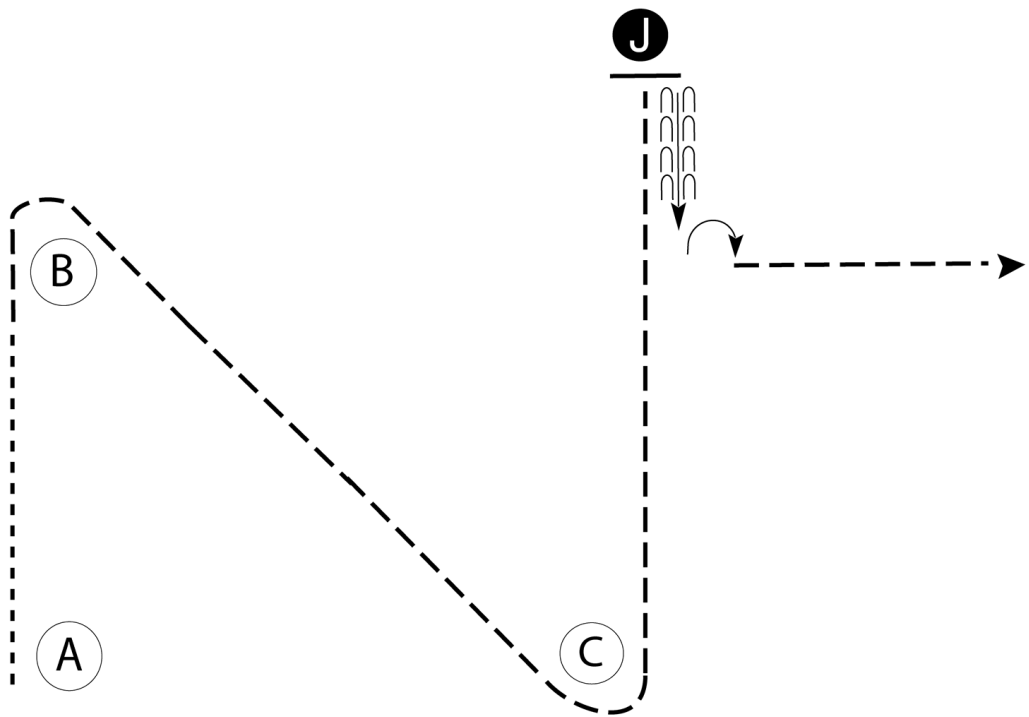
# YOU CAN SLIDE I

## All Breed Showmanship At Halter (Open)

Show Date: 2017

w w w . H o r s e S h o w P a t t e r n s . c o m

w w w . H o r s e S h o w P a t t e r n s . c o m



Be ready at A.

1. Walk to B.
2. Trot around B and C and straight to judge.
3. Stop and set up for inspection.
4. When dismissed, back one horse length.
5. Perform a 90 degree turn.
6. Trot straight away to finish.

Walk	-----
Trot	- - - - -
Back	← ⊃ ⊃ ⊃
Marker	⊙ B
Judge	● J

[S/1-22]

Pattern Provided by:

*Polish Quarter Horse Association*

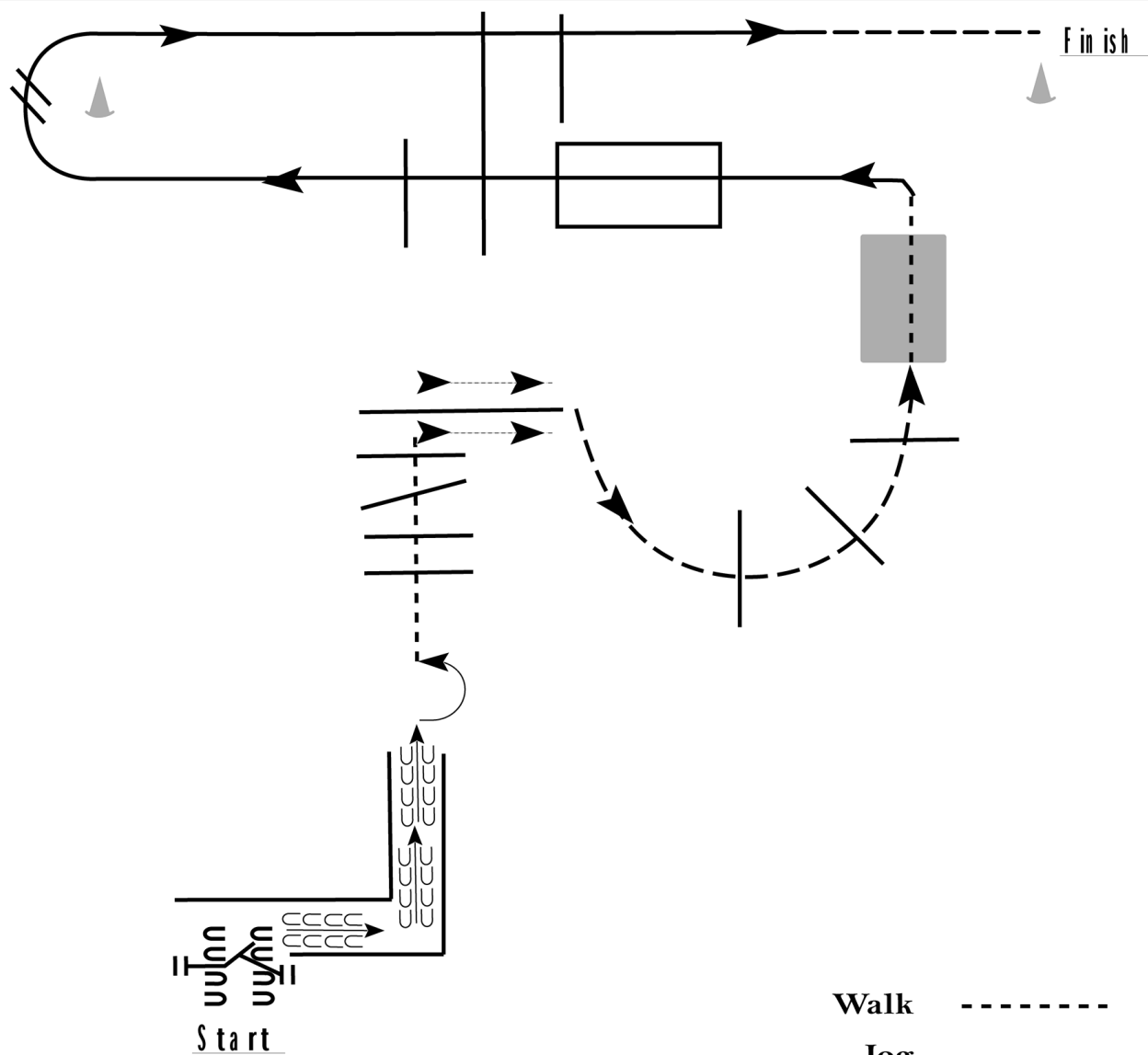
# YOU CAN SLIDE I

## All Breed Trail (Open)

Show Date: 2017

www.HorseShowPatterns.com

www.HorseShowPatterns.com



1. Work gate with left hand.
2. Back thru L
3. Do a 180 degree turn to left and walk over logs.
4. Sidepass final log to the right.
5. Jog over poles and to bridge.
6. Walk over bridge.
7. Lope on left lead thru box and over poles.
8. At cone, change leads.
9. Lope on right lead over two poles and jog to finish.

Walk	.....
Jog	-----
Extended Jog	-----
Lope	—————
Leg Yield	
Lead Change	///
Back	← U U U U
Marker	ⓑ
Sidepass	←-----→

[T/3-26]

**Pattern Provided by:**  
*Polish Quarter Horse Association*

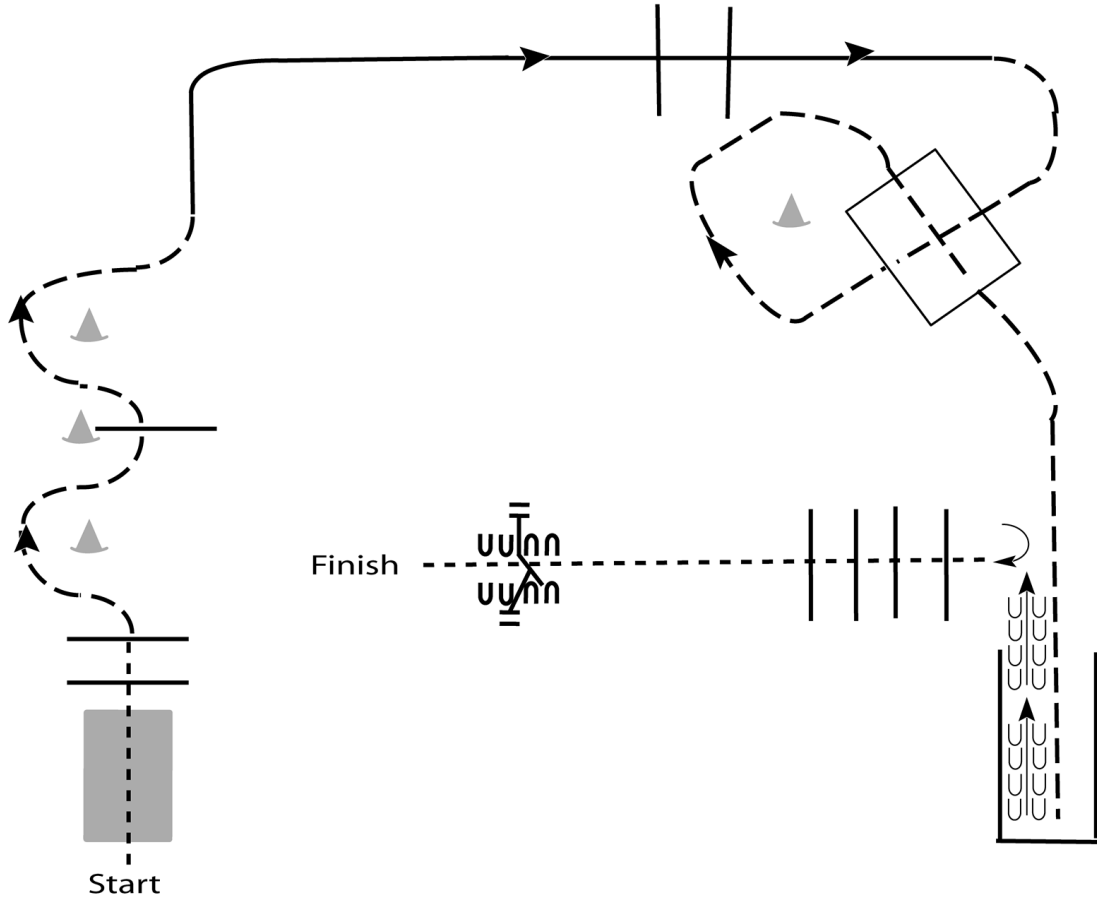
# YOU CAN SLIDE I

## All Breed Trail (Youth / Amateur)

Show Date: 2017

www.HorseShowPatterns.com

www.HorseShowPatterns.com



Be ready at start.

1. Walk over bridge and over poles.
2. Jog through serpentine and over pole.
3. Lope on the right lead over poles.
4. Jog through box and into chute.
5. Back out of chute.
6. Turn 90 degrees and walk over elevated poles.
7. Work gate with left hand.

<b>Walk</b>	-----
<b>Jog</b>	- - - - -
<b>Extended Jog</b>	- - - - -
<b>Lope</b>	—————
<b>Leg Yield</b>	
<b>Lead Change</b>	— / —
<b>Back</b>	← ← ← ← ←
<b>Marker</b>	Ⓚ
<b>Sidepass</b>	← ——— →

[T/1-6]

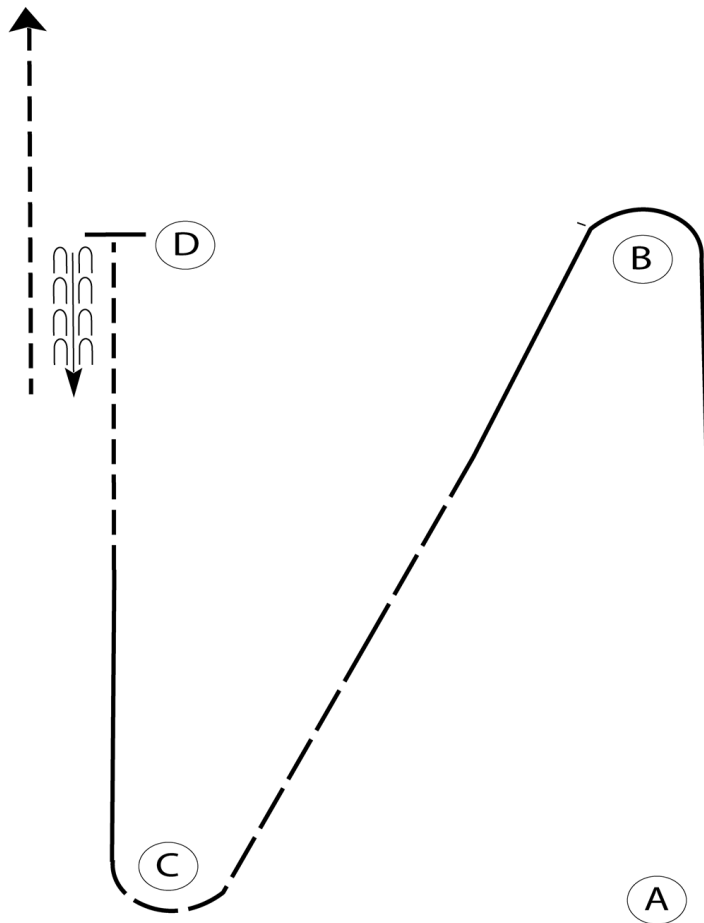
**Pattern Provided by:**

*Polish Quarter Horse Association*

# YOU CAN SLIDE I

## All Breed W. Horsemanship (Youth / Amateur)

Show Date: 2017



Be ready at A.

1. Walk two horse lengths from A.
2. Lope on the left lead to and around B.
3. Halfway between B and C, extend the jog to and around C.
4. Lope on the right lead halfway to D.
5. Jog to D.
6. Stop at D and back approximately one horse length
7. Exit at a jog.

Follow the instructions of your ring steward.

<b>Walk</b>	-----
<b>Jog</b>	- - - - -
<b>Extended Jog</b>	- - - - -
<b>Lope</b>	—————
<b>Leg Yield</b>	
<b>Lead Change</b>	— / —
<b>Back</b>	← ← ← ← ←
<b>Marker</b>	Ⓚ
<b>Sidepass</b>	← ← ← ← ←

[WH/2-66]

**Pattern Provided by:**

*Polish Quarter Horse Association*

www.HorseShowPatterns.com

www.HorseShowPatterns.com

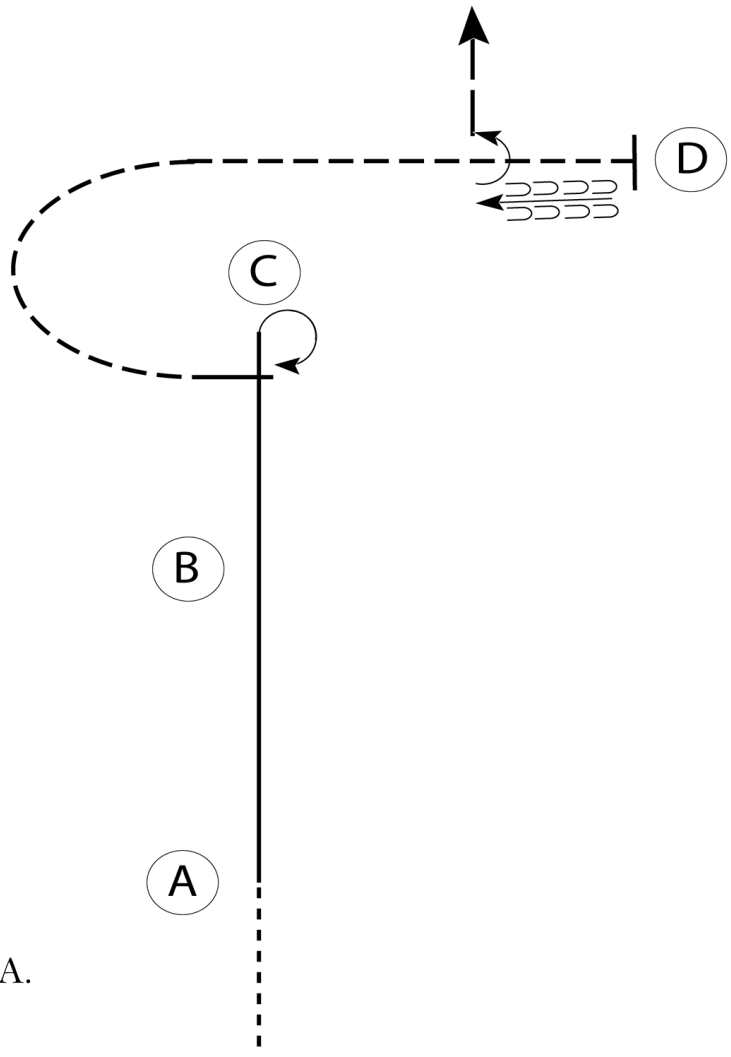
# YOU CAN SLIDE I

## All Breed W.Horsemanship (Open)

Show Date: 2017

w w w . H o r s e S h o w P a t t e r n s . c o m

w w w . H o r s e S h o w P a t t e r n s . c o m



Be ready before marker A.

1. Walk to A.
2. Lope on the left lead to C.
3. Execute a 3/4 turn to the right at C.
4. Jog to D.
5. Stop at D and back approximately one horse length.
6. Execute a 1/4 turn to the left.
7. Extended jog to exit.

Follow the instructions of your ring steward.

<b>Walk</b>	-----
<b>Jog</b>	- - - - -
<b>Extended Jog</b>	- - - - -
<b>Lope</b>	—————
<b>Leg Yield</b>	
<b>Lead Change</b>	— / —
<b>Back</b>	←←←←← ←←←←←
<b>Marker</b>	Ⓚ
<b>Sidepass</b>	←-----→

[WH/2-69]

**Pattern Provided by:**

*Polish Quarter Horse Association*